



THE SPRINGFIELD KINDERGARTEN

KG1

SUMMER HOLIDAY ASSIGNMENTS



INDEX

Sr.No	Topic	Page no.
	ENGLISH	
I.	Write A to H	2
II.	Write first letter for the picture	3
III.	Match the picture with the letter	4
IV.	Match the letter with the picture	5
	MATH	
I.	Write numbers 1 to 9	6
II.	Count and write	7
III.	Count and match	8
IV.	Count and circle	9
	GENERAL KNOWLEDGE	
I.	Shadow matching	10
II.	Wild animals	11
III.	Vegetables	12
IV.	Fruits	13
V.	Shapes	14
VI.	Join the dots and colour	15




Summer Holiday Homework – (2022-2023)



English Worksheets

I. WRITE A - H


II. WRITE A - H



III. Write the first letter for the given picture:



IV. Write the first letter for the given picture:



V. Match the picture with the letter:




C



D



F



A








B



E

VI. Match the letter with the picture:

G	
H	
C	
E	
F	
B	








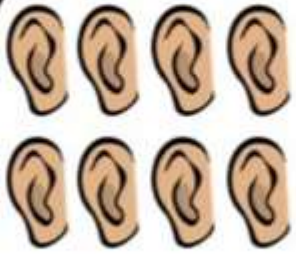

Summer Holiday Homework – (2022-2023)

Math Worksheets.

I. Write numbers 1 to 9 : (3 times)



II. Count and write the number:

 <input type="text"/>	 <input type="text"/>	 <input type="text"/>
 <input type="text"/>	 <input type="text"/>	 <input type="text"/>
 <input type="text"/>	 <input type="text"/>	 <input type="text"/>

III. Count and match:

8.

.




9.

.



1.

.



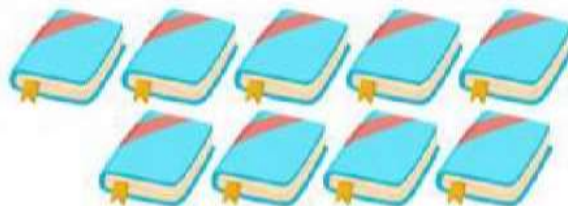
10.

.



7.

.



IV. Count and circle the correct number:



5

6

4



10

8

9



6

5

7



8

7

9



6


9

8


Summer Holiday Homework – (2022-2023)

General Knowledge Worksheets


I. Draw lines to match the flowers with the shadows:



II. Match the wild animals:



III. Identify and colour the vegetables:



IV. Put ✓ under fruits and X under vegetables:



()



()



()



()



()



()



()

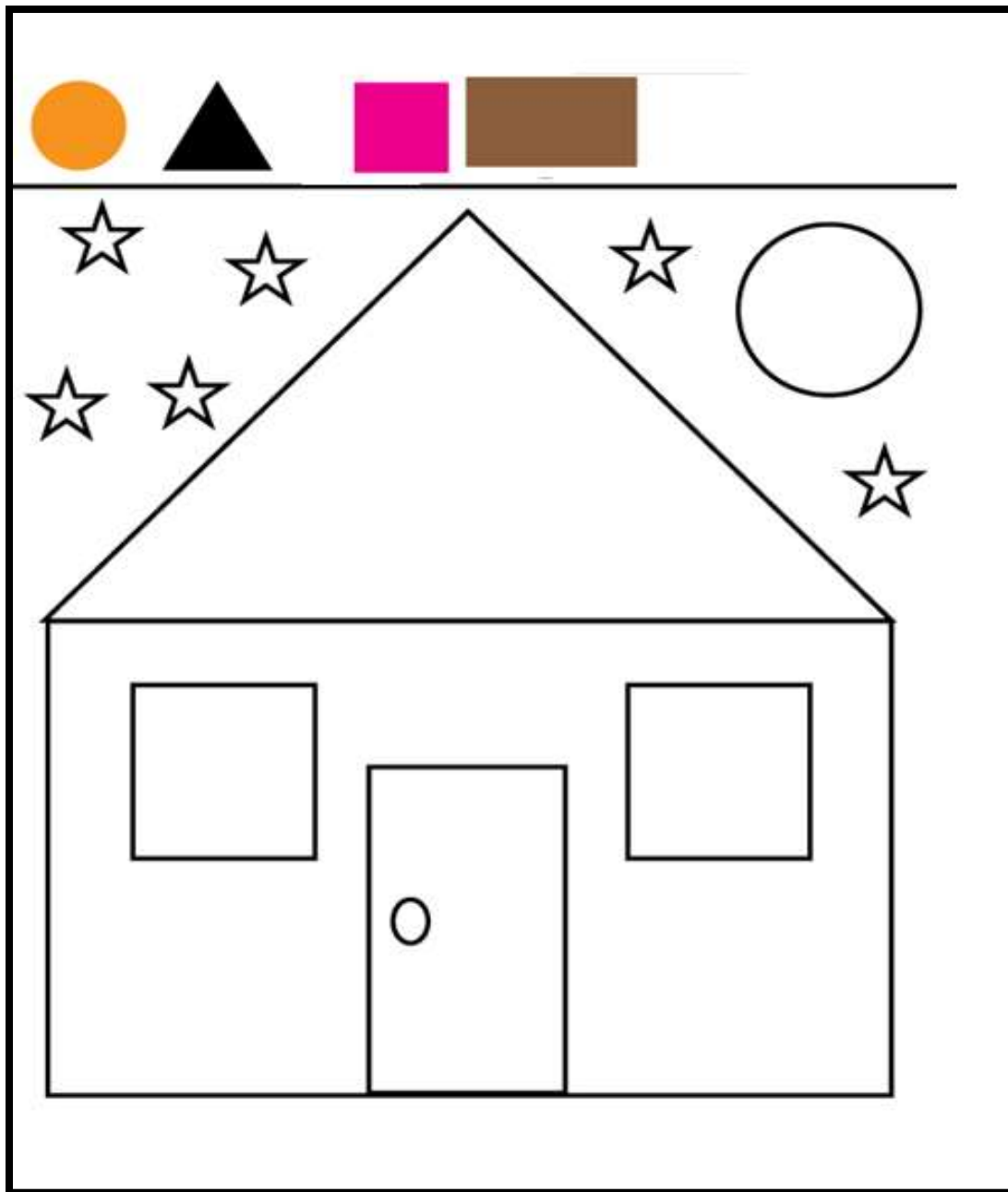


()



()

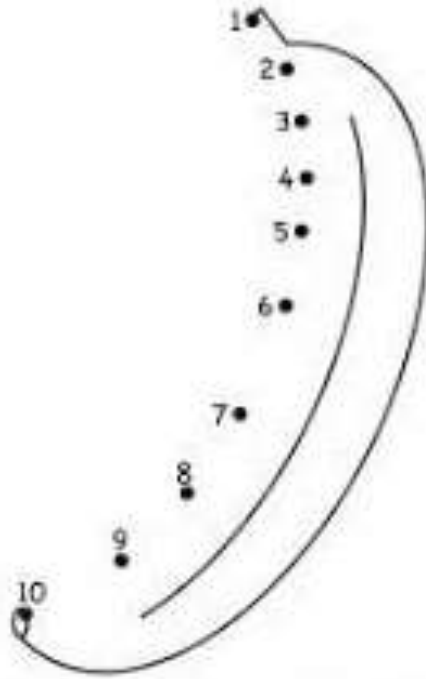
V. Colour the shapes according the colour chart given:



VI. Join the dots from 1- 10



Dot to Dot



Trace and Color

